





Bethany CE Junior School
Inspiring learning for life - hope for the future



Letter Formation

Zig-Zag Letters

v, w, x, z



Name: _____

Date Started: _____


Letter-join 

Zig-zag Letters

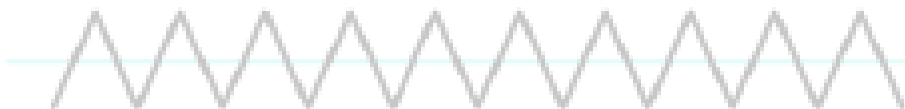
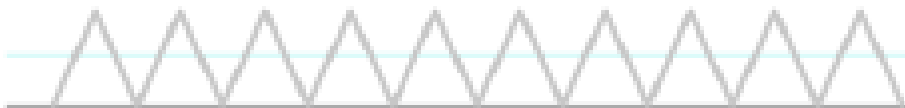


Zig-zag letters

Backwards and forwards
or up and down



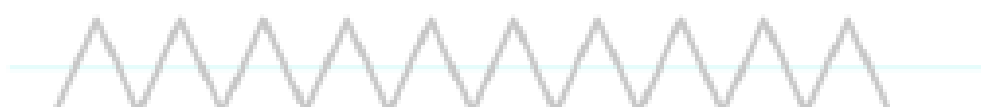
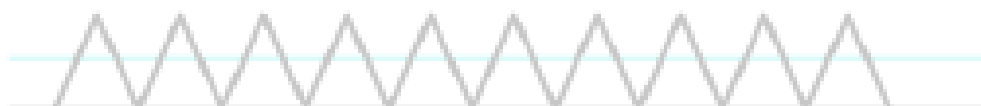


The diagram shows a blue zig-zag line and a grey letter 'v'. The 'v' has two dashed arrows: one pointing downwards from the top right to the bottom, and another pointing upwards from the bottom to the top left, illustrating the stroke order.



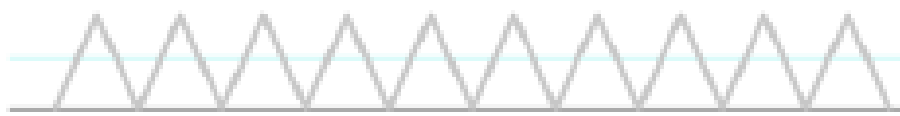
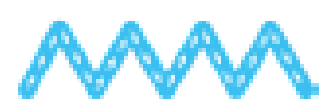
Zig-zag letters

Backwards and forwards
or up and down




Zig-zag letters

Backwards and forwards
or up and down



Zig-zag Letters



v v v


w w w

x x x

z z z

y y y

Zig-zag Letters



v v v

w w w

x x x

z z z

y y y

